



ASN International School

Summer Fun Activities

Session 2026-27


Class : 1


Name : _____

HOLIDAY TO DO'S

 **Creative Corner:** Spend time doing art and crafts. Create something unique using colors and imagination.


 **Nature Walks:** Explore nature around you.

 **Cooking Adventures:** Help your parents in the kitchen. Learn to prepare simple dishes or bake cookies together.


 **Movie Marathon:** Enjoy movie nights with your family. Watch your favorite films together and discuss them afterward.


 **Random Acts of Kindness:** Do something nice for others.

 **Book Buffet:** Dive into books. Read stories, explore new worlds, and let your imagination soar.


 **Musical Moments:** Make music together. Sing songs, play instruments, or create your own tunes.

 **Less Screen Time, More Play Time:** Explore outdoors, read, or play games instead of watching TV.


 **Family Stories:** Learn about your family's past. Ask about their history and cherished memories.

 **Market Explorations:** Visit local markets. Discover new things and flavors.

 **Family Fun:** Spend time with family daily. Bond over games, meals, or stories.

 **Helping Out:** Pitch in at home. Wash dishes to show you care.

 **Neighbourly Gestures:** Say hi to neighbours, bring smiles to their faces.

 **Accomplishing any five of these would help you to reflect on the importance of family, community and the simple acts of kindness.**





ENGLISH

NOUN

☺ Put the nouns in their correct boxes.

caterpillar

school

tree

sun

sister

dog

man

house

hat

ant

doctor


frog

gas station

family

zoo

pizza



People

Animals




Places



Things





How many words can you make from

Summer Vacation?

1. _____ 14. _____

2. _____ 15. _____

3. _____ 16. _____

4. _____ 17. _____

5. _____ 18. _____

6. _____ 19. _____

7. _____ 20. _____

8. _____ 21. _____

9. _____ 22. _____

10. _____ 23. _____

11. _____ 24. _____

12. _____ 25. _____



Noun

Circle the noun of the following Sentences

1. The apple is juicy.
2. The chair is broken.
3. The library has many books.
4. The pencil case is colorful.
5. The dog's name is Max.
6. The flowers are red.
7. The bike is new.
8. The teacher's desk is tidy.
9. The classroom has windows.
10. The picture is beautiful.

Name _____

Date _____

What kind of Noun?

Colour the type of noun by looking at the picture.



- person
- place
- animal
- thing



- person
- place
- animal
- thing



- person
- place
- animal
- thing



- person
- place
- animal
- thing



- person
- place
- animal
- thing



- person
- place
- animal
- thing



- person
- place
- animal
- thing



- person
- place
- animal
- thing



- person
- place
- animal
- thing



Name: _____

Date: _____

Lily and Max at the Park

Lily loves to play in the park.

Every afternoon, she runs with her dog, Max.

They chase butterflies and play with a red ball. Sometimes, Lily sits on the swings while Max waits. They have fun playing together.

Answer the questions.

1. Where does Lily love to play?

- a) In the park
- b) At school
- c) In the garden

2. What color is the ball?

- a) blue
- b) red
- c) green





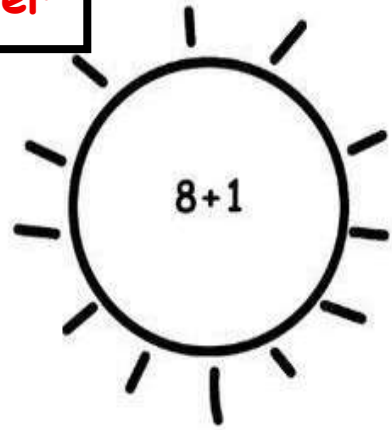

3. Who is Max?

- a) Lily's brother
- b) Lily's cat
- c) Lily's dog







MATH

Colour by number



Write the missing numbers.



| | | | | | | | | | |
|----|----|----|----|----|----|----|----|----|----|
| 1 | 2 | | 4 | | 6 | | | 9 | |
| | 12 | 13 | | 15 | | | 18 | | 20 |
| 21 | | 23 | | 25 | 26 | | | 29 | 30 |
| | 32 | | 34 | | | 37 | 38 | | 40 |
| 41 | | 43 | | 45 | 46 | | 48 | | |
| 51 | 52 | | 54 | | 56 | | 58 | | 60 |
| | 62 | 63 | | 65 | | 67 | | 69 | |
| 71 | | 73 | 74 | | 76 | | 78 | 79 | 80 |
| | 82 | 83 | | 85 | 86 | 87 | | | 90 |
| 91 | | 93 | | | 96 | | 98 | | |

Put '<', '>' or '=' in the boxes:

| | | |
|----|--|----|
| 42 | | 48 |
|----|--|----|

| | | |
|----|--|----|
| 27 | | 22 |
|----|--|----|

| | | |
|----|--|----|
| 34 | | 34 |
|----|--|----|

| | | |
|----|--|----|
| 30 | | 35 |
|----|--|----|

| | | |
|----|--|----|
| 45 | | 42 |
|----|--|----|

| | | |
|----|--|----|
| 31 | | 27 |
|----|--|----|

| | | |
|----|--|----|
| 24 | | 36 |
|----|--|----|

| | | |
|----|--|----|
| 50 | | 50 |
|----|--|----|

| | | |
|----|--|----|
| 37 | | 32 |
|----|--|----|

| | | |
|----|--|----|
| 37 | | 40 |
|----|--|----|

Write before, after and in between numbers:

| Before | |
|--------|----|
| | 29 |

| In Between | | |
|------------|--|----|
| 38 | | 40 |

| After | |
|-------|--|
| 20 | |

| | |
|--|----|
| | 35 |
|--|----|

| | | |
|----|--|----|
| 35 | | 37 |
|----|--|----|

| | |
|----|--|
| 48 | |
|----|--|

| | |
|--|----|
| | 47 |
|--|----|

| | | |
|----|--|----|
| 27 | | 29 |
|----|--|----|

| | |
|----|--|
| 35 | |
|----|--|

| | |
|--|----|
| | 38 |
|--|----|


| | | |
|----|--|----|
| 44 | | 46 |
|----|--|----|

| | |
|----|--|
| 31 | |
|----|--|

My Shape Storyland

Shapes are all around us, and we can use them in many creative ways. Create a beautiful scene using different shapes like circles, triangles, ovals, squares, and rectangles on A3-size paper. The objective is to help children understand different shapes and develop their observation skills by relating them to real-life objects. Let kids use their imagination and creativity while enjoying making their own colourful shape scene!

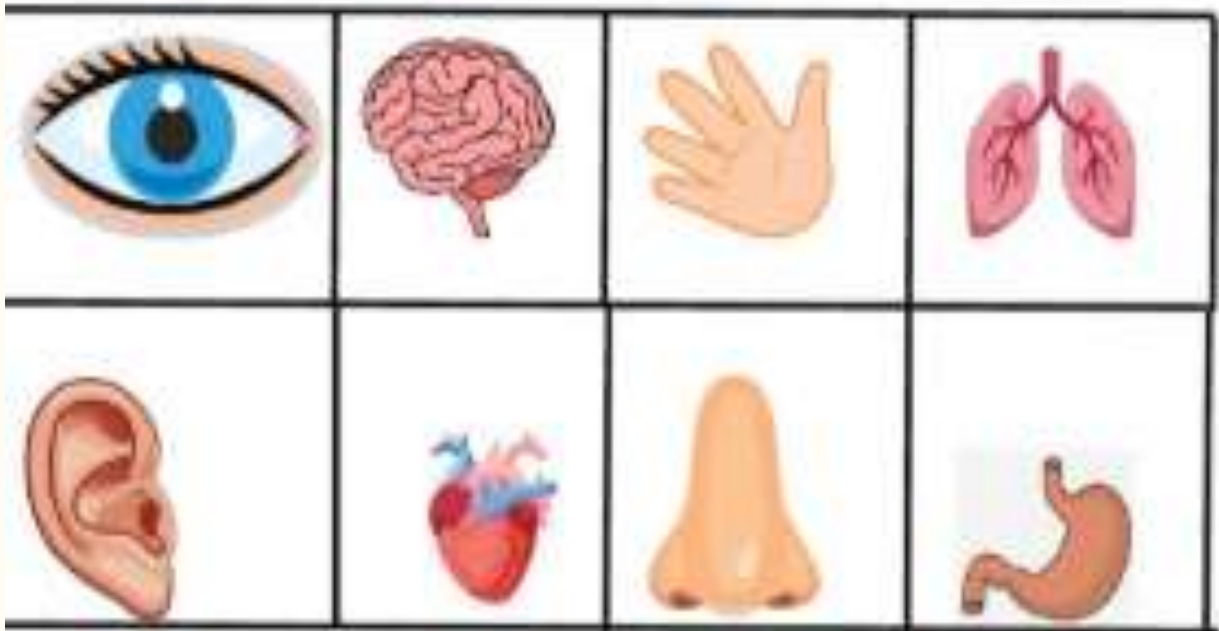
Note: Some templates for your reference have been appended. You can create your own as well.



EVS

Write the name of external organs and Internal organs in their right column.

| My External Parts  | My Internal Parts  |
|-----------------------------------------------------------------------------------------------------|-------------------------------------------------------------------------------------------------------|
| | |
| | |
| | |
| | |
| | |
| | |





BODY PARTS

WORD SEARCH




| | | | | | | | | | |
|---|---|---|---|---|---|---|---|---|---|
| h | e | a | d | x | b | e | y | i | x |
| r | d | n | u | g | q | r | m | t | w |
| i | a | p | i | n | b | o | d | y | m |
| f | a | c | e | t | f | v | u | f | o |
| w | f | z | u | l | h | r | p | s | u |
| e | e | y | e | s | q | s | x | s | t |
| l | a | u | m | u | o | b | a | y | h |
| e | p | a | r | t | s | n | o | s | e |
| g | a | r | m | e | a | r | s | t | w |

Can you find these words in the puzzle?

| | | | |
|------|-------|------|------|
| head | face | eyes | ears |
| nose | mouth | arm | leg |

Fill in the blanks with the correct answers.

head shoulder hair nose leg ear eye
knee foot mouth neck arm hand



हिन्दी

आ की मात्रा – सही शब्द पर गोला लगाओ



| | | | |
|-------------------------------------------------------------------------------------|------|------|------|
|  | माल | खाल | दाल |
|  | बाट | नाक | खाट |
|  | गाल | जाल | ताल |
|  | हाल | ढाल | काल |
|  | तारा | मारा | हारा |
|  | भाव | नाव | राम |

Do in Hindi Sulekh Mala book-Do till pages 20

चित्र के नीचे दिए हुए शब्द में से सही शब्द लिखें।



आम



तालाब तारा सात कान नाक दादा हाथ आम छाता चाय
जाल



“आ” की मात्रा वाले शब्द पहेली

मामा काला तवा नीला राजा पान ताला

| | | | | | | |
|----|----|----|----|----|----|----|
| का | ला | ह | रा | त | वा | का |
| मा | मा | ल | व | पा | पा | न |
| ला | दा | ता | न | ला | न | फा |
| ल | दा | रा | जा | पि | ला | श |
| छा | वा | ख | मा | ता | वा | ना |
| ता | पा | ता | च | ना | ना | व |
| ला | र | र | पा | नी | ला | भ |

माता तार हरा दादा पाला नाना

छाता

पिला

पार

Art & Craft

Do page no. 8, 17, 19, 39, 44 in drawing book.

Activity : Create a colorful fish by painting and weaving bright yarn on cardboard cutout, paste it on black sheet and then neatly write the values on the bubbles to remind yourself to follow throughout the holidays.

<https://pin.it/4CavYeqZX>



Project Work -1

Road Safety: The "Surakshit Path" 3D Model

1 Name of the Activity The "Surakshit Path" (Safe Path) Diorama.

2 Outline (Intro) This project focuses on the "Kaushal" (skill) of navigating roads safely. It transforms abstract traffic rules into a tactile 3D world where students can demonstrate their knowledge of signals and zebra crossings.

3. Material Required


- A large cardboard base.
- Black chart paper (for roads) and white paint (for markings).
- Recycled matchboxes or juice cartons (to make buildings).
- Toy cars and small figurines.

4 Steps to create

- **Road Map:** Glue black chart paper onto the base and paint dashed white lines and zebra crossings.
- **Construction:** Wrap matchboxes in colored paper to create a school, a hospital, and houses.
- **Signal Setup:** Create a traffic light using a stick and three circles (Red, Yellow, Green).
- **Placement:** Arrange the buildings and cars to create a busy intersection.
- **Demonstration:** Use figurines to show the "Stop, Look, and Cross" method.

Link for reference

<https://www.youtube.com/watch?v=2VkHdbTrHrw>



Project Work -2

Name of the Activity : Puppet Making

Note: Choose any one out of these.

(grandmother/grandfather/girl/ boy)

Objective: Blend language with real-world Kaushal inclusive of design thinking.

grandmother/grandfather/ girl/ boy .

Material You can use:

- Paper bags / socks
- Old cloth / newspaper
- Buttons, wool, colours, sketch pens

Make it creative:

- Add googly eyes, hair, and dress





SPORTS

*Parents are requested to actively participated with their children in physical activities. This will not only motivate the child but also strengthen your blood and connection with them.

*Play with a balloon using a badminton racket.

*Encourage your outdoor play & limit your screen time.

Life Skill

Make a poster on "HEALTH AND HYGIENE". Use A3 size sheet.

COMPUTER

Make a poster on any of the topic in Ms Point or ms word in any one of them

1. My favourite country
2. My Favourite Cartoon (like Chhota Bheem)
3. Garden scene
4. Birthday Scene

Use Good Picture, border, background colour, quotations, or good wishes etc. Don't forget to write name and class on the poster and take colour print out of poster on A-4 sheet and submit in school.



NOTE-

*Make a separate folder for submission of your Holiday Homework, also label it and decorate it beautifully.

*Date of submission for holiday homework will be intimated to you through Snap Homework & What App group.

*Have fun compiling your work and make sure all your work is done in a neat and presentable way!

* Don't forget to write the name in all the worksheets & projects.

STAY HEALTHY & ENJOY !!